

STATE GARNISHMENT TRENDS IN

ILLINOIS

OVERALL FINDINGS



6.6%

of employees in Illinois have their wages garnished, compared to...



the national average of

7.2%

In Illinois, of the 6.6% of employees who have their wages garnished, the majority are for...



3.2%

STUDENT/CONSUMER LOANS AND OTHER TYPES OF LOANS



3.1%

CHILD SUPPORT



0.64%

TAX LEVIES



0.59%


BANKRUPTCY

Note: Some employees have multiple types of garnishments, which is why when combined, the individual percentages for the various garnishment types may equal more than the total Illinois garnishment rate.

Industry and Geographic Region Segmented Findings


7.1%

of manufacturing companies have employees whose wages are being garnished, compared to...



the national average of

10.2%



5.9%

of professional and business services companies have employees whose wages are being garnished, compared to...

the national average of


5.4%



Gender Segmented Findings

4.6%

of women have their wages garnished, compared to...



the national average of

4.8%

8.3%

of men have their wages garnished, compared to...



the national average of

9.3%



ADP SmartCompliance®

www.adpcomplianceinsights.com

ADP, the ADP logo, and ADP SmartCompliance are registered trademarks of ADP, LLC. All other marks are the property of their respective owners. Copyright (c) 2015 ADP, LLC.

Source:

ADP Research Institute, Garnishment: By State, Q3 2013

http://www.adpcomplianceinsights.com/wp-content/uploads/2014/09/ADP-Garnishment-Trends.pdf?src=AVS_FY15